

Eclipses: Distance Learning Activities

April 13- April 17 Lesson Plan for Grade 7, Science

Prepared by Mrs. Higgins

OVERVIEW & PURPOSE

The student will be able to describe the relationship between the Earth, Moon and Sun, focusing how and when Eclipses occur.

MONDAY

1. Using whatever paper you can find (lined paper, empty kleenex box, the back cover of your science notebook) Create flashcards for the following Moon Phases: New Moon and Full Moon
 - a. On the front side, include the view from Earth and where the Moon is in its orbit.
 - b. On the back side, include the name of the phase and the possible Eclipse (if there is one).
2. Take a picture (or just keep them in your binder) and post to the google classroom. MAKE SURE TO LABEL THE SUN, MOON, AND EARTH.

TUESDAY

3. Create flashcards for the following Moon Phases: First quarter and Third quarter
 - a. On the front side, include the view from Earth and where the Moon is in its orbit.
 - b. On the back side, include the name of the phase and the possible Eclipse (if there is one).
4. Take a picture (or just keep them in your binder) and post to the google classroom. MAKE SURE TO LABEL THE SUN, MOON, AND EARTH.

WEDNESDAY

5. Create flashcards for the following Moon Phases: Waxing Crescent and Waning Crescent
 - a. On the front side, include the view from Earth and where the Moon is in its orbit.
 - b. On the back side, include the name of the phase and the possible Eclipse (if there is one).
6. Take a picture (or just keep them in your binder) and post to the google classroom. MAKE SURE TO LABEL THE SUN, MOON, AND EARTH.

THURSDAY

1. Create flashcards for the following Moon Phases: Waxing Gibbous and Waning Gibbous
 - a. On the front side, include the view from Earth and where the Moon is in its orbit.
 - b. On the back side, include the name of the phase and the possible Eclipse (if there is one).
2. Take a picture (or just keep them in your binder) and post to the google classroom. MAKE SURE TO LABEL THE SUN, MOON, AND EARTH.

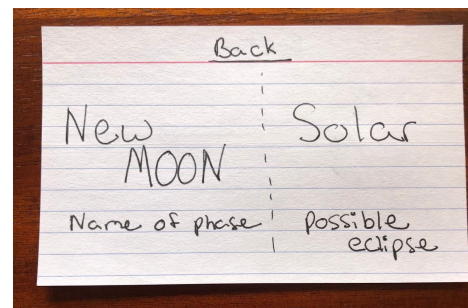

FRIDAY

The day you all have been waiting for...

1. Kahoot! Challenge At 10:00 AM-4:00PM. You can complete the challenge any time between 10:00am and 4:00pm
2. Bring your Moon phases and Eclipse knowledge!
3. I will post the game code in the google classroom and send it out through Remind.

*If you are not able to participate in Kahoot! Please create three quiz questions, with answers and ask some family members. See who can get them all right! Keep the questions in your binder.

Flashcard Examples



STATE STANDARD

Strand 6: Earth and Space Science Earth and Space Science provides the foundation for students to develop an understanding of the Earth, Concept 3: Earth in the Solar System Understand the relationships of the Earth and other objects in the solar system.

PO 2. Construct a model for the relative positions of the Earth, Sun, and Moon as they relate to corresponding eclipses.

Total and Partial Eclipses: Distance Learning Activities

April 20- April 24 Lesson Plan for Grade 7, Science

Prepared by Mrs. Higgins

OVERVIEW & PURPOSE

The student will be able to describe the relationship between the Earth, Moon and Sun, focusing how and when Eclipses occur, including total and partial eclipses.

MONDAY

1. Create a KWL for eclipses. Fill out the “K” (what you know) and the “W” (what you want to know) today.
2. Submit your KWL on the Google classroom or write it on a piece of paper and keep it in your binder

TUESDAY

1. Using a pen or pencil (or something similar in shape) to represent the Moon and a flashlight (the one on your phone is fine, but an actual one works better) for the Sun, trace the shadows that are created by your “moon”. See picture for example
2. Keep your traced shadows in your binder or post a picture to the google classroom.

WEDNESDAY

3. Looking at your shadows you created yesterday, where do you think a total eclipse would occur? Defend your answer. (submit to google classroom or write it here and keep it in your binder)

THURSDAY

1. Using the diagram provided, label your shadows.
2. What is the darkest part of the shadow called?_____ (or answer on Google Classroom)
3. What is the lighter part of the shadow called?_____ (or answer on Google Classroom)

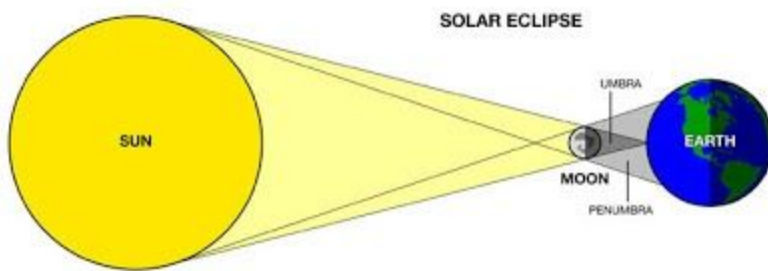
FRIDAY

The day you all have been waiting for...

1. Kahoot! Challenge At 10:00 AM-4:00PM. You can complete the challenge any time between 10:00am and 4:00pm
2. Bring your Moon phases and Eclipse knowledge!
3. I will post the game code in the google classroom and send it out through Remind.

*If you are not able to participate in Kahoot! Please create three quiz questions, with answers and ask some family members. See who can get them all right! Keep the questions in your binder.

Examples & Diagrams



STATE STANDARD

Strand 6: Earth and Space Science Earth and Space Science provides the foundation for students to develop an understanding of the Earth, Concept 3: Earth in the Solar System Understand the relationships of the Earth and other objects in the solar system.

PO 2. Construct a model for the relative positions of the Earth, Sun, and Moon as they relate to corresponding eclipses.